



## DIY Concrete Dock Anchor


Uses [DIY Anchor Rod #6029](#)




Lay a tarp applied with a concrete release agent.




Build a 2' by 2' form out of 2x6 lumber and apply release agent to the form.




Fill form with concrete.



Stick rebar in setting concrete. Leave it out enough to be able to stick a 1.5" SCH 40 pipe in (helpful when it comes time to install!)



Allow concrete to set, then disassemble form to remove from concrete.



Your anchor is ready for use!